

Quercus

EUROPEAN OAK ENGINEERED FLOORING





Quercus Engineered Flooring

The unique specification of Quercus European Oak Engineered Flooring makes it ideal for installation throughout homes, apartments or commercial application with the exception of wet areas such as bathroom and laundries.

Stylish and cost-effective, the Quercus European Oak Engineered Flooring collection offer excellent savings without compromising on quality or appearance.



Crafted from premium grade European Oak, each top layer is bonded with Top quality glue to a multi-ply core with a click system, then finish with 12-layer coating for a superior finish.

Specification

Type	Engineered Flooring
Thickness	15/4mm
Join	T and G System

Board Width	190mm
Board Length	1900mm
Board Per Pack	6pcs
Pack Size	2.166sqm
Surface	UV Coating





Customer Maintenance Guidelines

Proper maintenance is necessary and a vital requirement to maximise the performance and enjoyment of your flooring investment. A well-maintained floor will provide many years of service life and will add to the overall warmth and charm that only a natural flooring product can provide.

If you follow these industries acknowledged guidelines the task of maintaining your flooring will become a regular function in the overall upkeep of the property. If you're unsure regarding any of these steps please consult with your flooring retailer to assist with your inquiry.

Prevention Maintenance

- Do not steam mop or wet mop floor surface area after installation. Too much water may cause the planks to swell and warp and damage the surface coating.
- Do not use waxes or common household cleaners or detergents on the floor. These types of common cleaners are very abrasive and will dull the finish and soften the coating reducing its durability.
- For new installations avoid placing rugs or mats on the floor surface for at least 1 to 2 months. This should enable a more even exposure to natural and internal lighting.
- Chairs with roller wheels must be placed on protective mats to protect the surface coating.
- Do not let sand, dirt or grit build up on the floor surface.
- Avoid walking in narrow point or stiletto heel shoes as they may damage the surface of your floor.
- Do not use masking or other types of adhesive tapes on the surface coating of the plank as removal may result in coating damage.
- Do not roll or slide heavy furniture or appliances across flooring.
- Place drip pans or protective matting under animal feeding or bedding areas to avoid moisture ingress.
- Importantly, make sure there is a minimum humidity of 35%- 50% in the room. Constant site variations above or below these limits may require the use of a humidifier. Good airflow and ventilation are required to avoid heat and cooling extremes. Long-term exposure may result in changes to the flooring surface. To resolve site specific circumstances please consult with your flooring Installer or retailer for advice.

General Maintenance [How to care for your Quercus floor](#)

- Sweep floor regularly with an electrostatic broom, soft bristled broom or wood floor mop.
- Dust and or clean with a soft bristled vacuum head. Ensure vacuum head is non-abrasive.
- Remove spills promptly with an absorbent cloth or similar.
- Place mats at exterior and interior doors to trap sand and grit from incoming traffic.
- Use a rug or mat in high traffic areas.
- Where possible periodically relocate rugs or large items to allow natural aging of the floor surface area.


For new floors please refer rug and mat details noted below.

- Stick soft pads to the base of all furnishings in contact with the floor.
- When moving heavy furniture or appliances always pick it up rather than sliding it across the floor.
- Keep pets' claws properly trimmed to avoid excess scratches and gouges.
- Place drip pans under indoor plants to avoid water leakage.
- If necessary, clean with a well rung out mop with warm water and a PH neutral floor cleaner. BONA, WOCA and LOBA solutions are available from reputable flooring retailers. Consult instructions before use.



Quercus

EUROPEAN OAK ENGINEERED FLOORING



Address 1b / 42 Birnie Ave Lidcombe 2141

Phone (02) 8322 8924

Email sales@httflooring.com.au

Web www.httflooring.com.au