



Introduction

Duro Hybrid Flooring boards are a robust and highly durable choices for modern interiors. Both of these series represent trend of utilizing latest manufacturing “co-extrusion” techniques to produce modern and stylish flooring. By extruding natural stone components with vinyl polymers, this technology creates “Rigid Core Board” is highly durable, dimensionally stable and impact resistant. Most outstandingly, RCB is 100% waterproof which can be installed throughout the any housing area (including bathrooms).

There are 8 colours in our Hybrid Flooring Spectrum. An application of UV Coating forms a hard-wearing layer, delivers environmentally friendly and hygienic consciousness. High-definition decoration film extruded into the solid core plus embossed designed textures provide vivid simulation of natural wood and deliver stunning authentic visual effects.



Key Features

Waterproof

With its 100% Rigid Core waterproof which stand up to spills, wet areas which most of the heavy housework is being worked for e.g, kitchen & laundry area can be installed.

Durable & Stability Proven

Processed from stone material, our hybrid is proven to be highly stable and resist unexpected impact with its ordinary hard-ware layer and lead them do not show warping and cracking

Installable

Easy installation by sliding the angle of short-side plank and click both hybrid board together.

Noise Reduction

A pre-adhered acoustic IXPE cross-linked underlay which perform an excellent noise reduction layer with 5 star acoustic rating had made our hybrid excellent suit for indoor zoning.

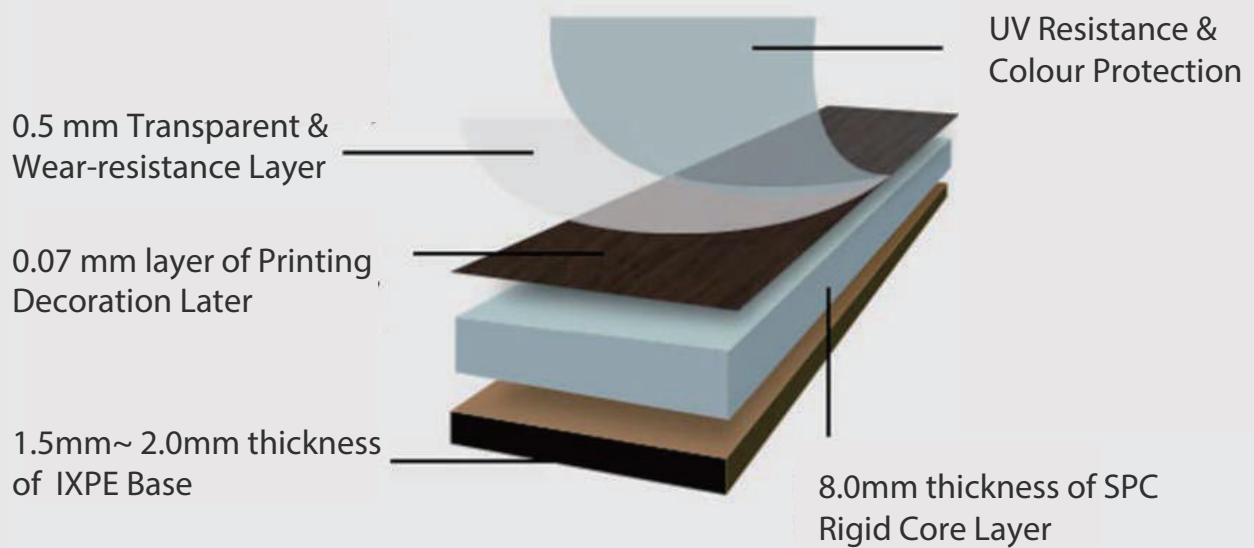
Comfortability

Extreme smooth and comfort whenever laying your foot on our hybrid flooring and eventually help to de-stress after a long day of work and rated children & pet friendly.

Impressive Visual Effect

Variety of color choices and embossed textures that help to bring out contemporary aesthetics sense and showcase consumer sense of design and style.

The basic material is a stone-plastic composite, making SPC flooring incredibly strong and durable, our product also rated as formaldehyde free, leading it completely safe to apply and install on residential area zone or public environment zoning.











8mm Core Board + 1.5mm Underlay

DURO PLUS RANGE is strengthened and innovated from DURO Range, classified as best match to install upon imperfect existing floor conditions, with its 8mm rigid core, maximum protection is defensible to heavy duty and water leaking condition while maximum comfortability is guaranteed maintainable.

Pack Size	1.2312sqm/pack, 3 planks
Board Size	1800 * 228 * (8+1.5) mm
Underlay	Acoustic Soundproof IXPE Cross-Linked
Wear Layer	0.5mm wear layer
Surface	Matt Finish Texture
Edge	Mini-Micro Bevelled edge



*Despite every effort to provide accurate images of each product's colour and design, actual colours and design may vary slightly


Accessories

Stairnosing / Bullnose

Size 24*115mm, 2.4meter per length

Material Same as boards

Colour To be matched with boards




L Angle / L Trims

Size 5*25 mm, 2.7-3 meters long

Material Aluminium

Colour Silver, black, blackbutt, spotted gum, cream, and other oak colours



Flat Cover

Size 44 mm, 2.7-3 meters long

Material Aluminium

Colour Silver, black, blackbutt, spotted gum, cream, and other oak colours



C / U Channel

Size 6.5 / 8 mm thick, 2.7-3 meters long

Material Aluminium

Colour Silver, champagne, black, blackbutt, spotted gum, cream, dark grey, and other oak colours



Maintenance Tips

How to care for your laminate flooring

- Sweep flooring regularly with either electrostatic broom, soft bristle brooms or wooden material floor mop.
- Dust off or clean with soft bristled vacuum head plug. Please ensure vacuum head is non-abrasive and come with no metal contact points.
- Lay floor mats on exterior and interior door to trap sand and stone grinds from incoming traffic and do dry our foot when pool activity had been carried.
- Using rug or mat in high traffic areas help to reduce wear & scuffing.
- Soft pads are encourage to be stick on the base of furniture which had direct contact to the flooring and heavy loads.
- Do not slide or push while heavy furnitures remained contacts with flooring. For e.g. sofa, refrigerator, TV cabinet and etc...
- Keep pet's claws well trimmed to avoid excess scratches and gouges
- Remove spills promptly with an absorbent cloth or similar material.
- For optimum performance, woollen wheels is highly recommend to be placed over on protective matt to secure the surface from excessive gr it and load concentrated wear.
- Place drip pans or protecting matt underneath plant's pot and pet's feeding zone or bedding area to avoid moisture ingress.
- Last but not least, we recommend the room temperature to always maintain its humidity rate around 35% ~50%. Constant site variations above or below these limits may require the use of air humidifier.
- Good air flow and ventilation are required to avoid over heating and extreme cold which caused excess moisture. Long-term exposure may result in changes on flooring surface.
- To resolves site specific circumstances, please always consult with your local flooring installer or retails for best advice and results.

Disclaimer: We have used its reasonable endeavours to ensure the accuracy and reliability of the information contained here said and, to the extent permitted by law, will not be liable for any inaccuracies, omissions or errors in this information nor for any actions taken in reliance on this information. Products must be installed in accordance with relevant installation recommendations and industry best practices.

